

# Light efficiency:



# Light quality:



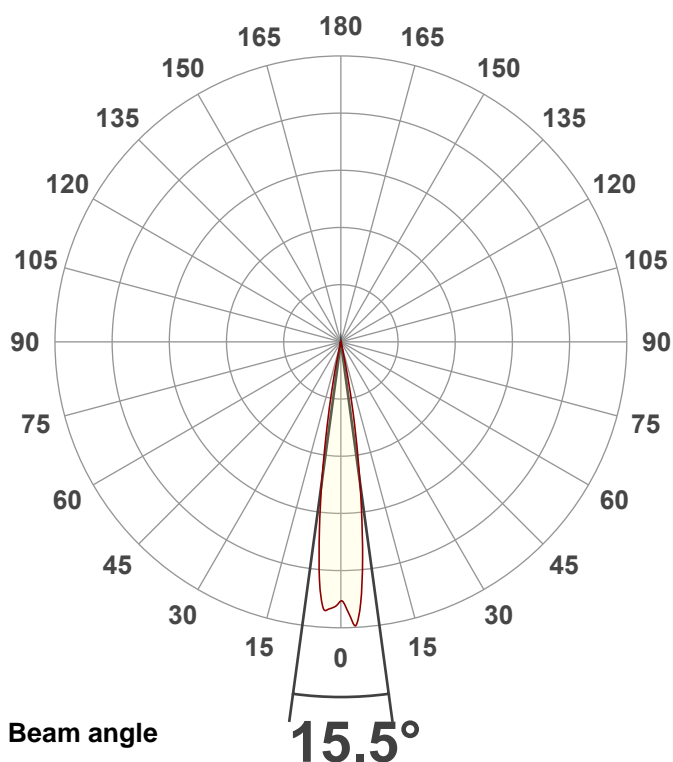
# Color temperature:



**Output:** 396 lm  
**Peak:** 6099 cd  
**Power:** 25.2 W  
**PF:** 0.6

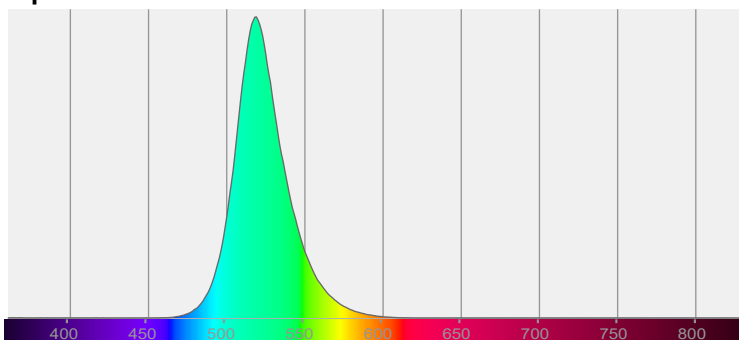


**Product name:**  
**Stealth Wash Zoom (Zoom 50% Green)**  
**Item number:**  
**Zoom 50% Green**  
**Date and time:**  
**5/7/2019 4:12:09 PM**

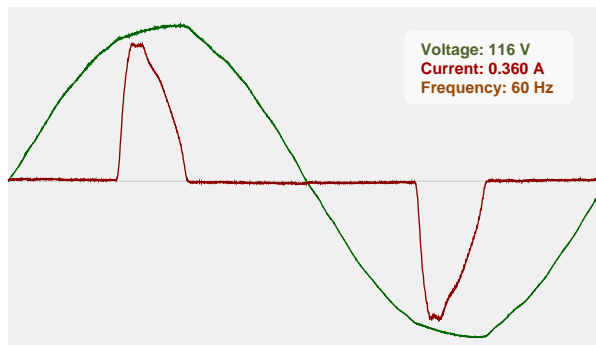


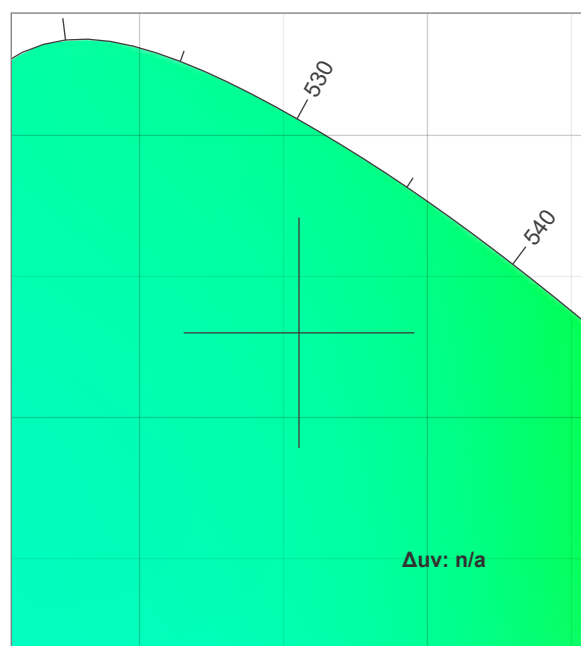
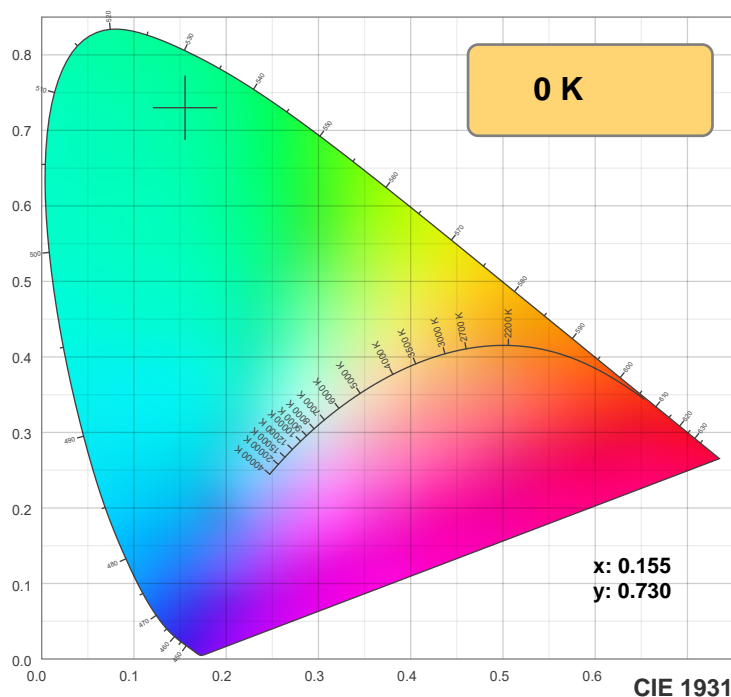
CIE 1931  
x: 0.155  
y: 0.730

# Spectra



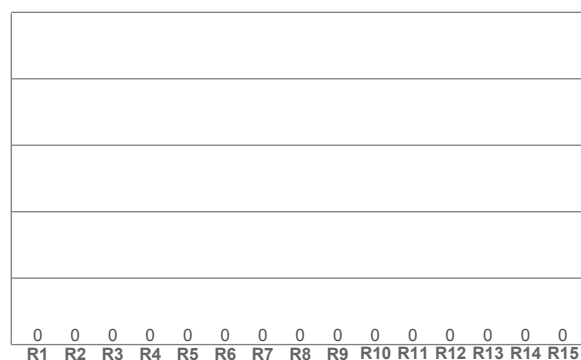
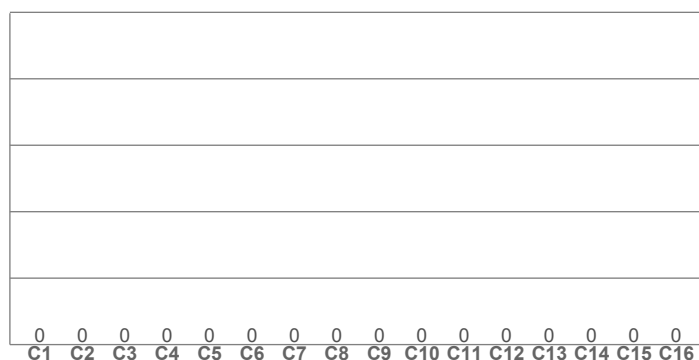
# Power





TM-30: 0.0

CRI: 0.0 (R1-R8)



CRI R values, only R1-R8 are used to calculate final CRI value

R1	R2	R3	R4	R5	R6	R7	R8	R9	R10	R11	R12	R13	R14	R15
0.0	0.0	0.0	0.0	0.0	0.0	0.0	0.0	0.0	0.0	0.0	0.0	0.0	0.0	0.0

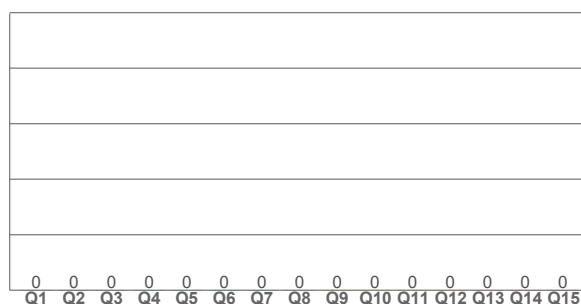
TM30 C values, 16 binned values out of total of 99 C values

C1	C2	C3	C4	C5	C6	C7	C8	C9	C10	C11	C12	C13	C14	C15	C16
0.0	0.0	0.0	0.0	0.0	0.0	0.0	0.0	0.0	0.0	0.0	0.0	0.0	0.0	0.0	0.0

CQS Q values

Q1	Q2	Q3	Q4	Q5	Q6	Q7	Q8	Q9	Q10	Q11	Q12	Q13	Q14	Q15
0.0	0.0	0.0	0.0	0.0	0.0	0.0	0.0	0.0	0.0	0.0	0.0	0.0	0.0	0.0

CQS: 0.0



## Color parameters

Color temperature	Color rendering index	Red component	Color fidelity	Color gamut	Color quality scale	Color coordinate cie 1931	Color coordinate cie 1931	Color coordinate	Color coordinate	Color deviation from black body
CCT	CRI	CRI R9	TM30 Rf	TM30 Rg	CQS	x	y	u	v	$\Delta uv$
0 K	0.0	0.0	0.0	0.0	0.0	0.155	0.730	0.054	0.383	n/a

# TM-30 details

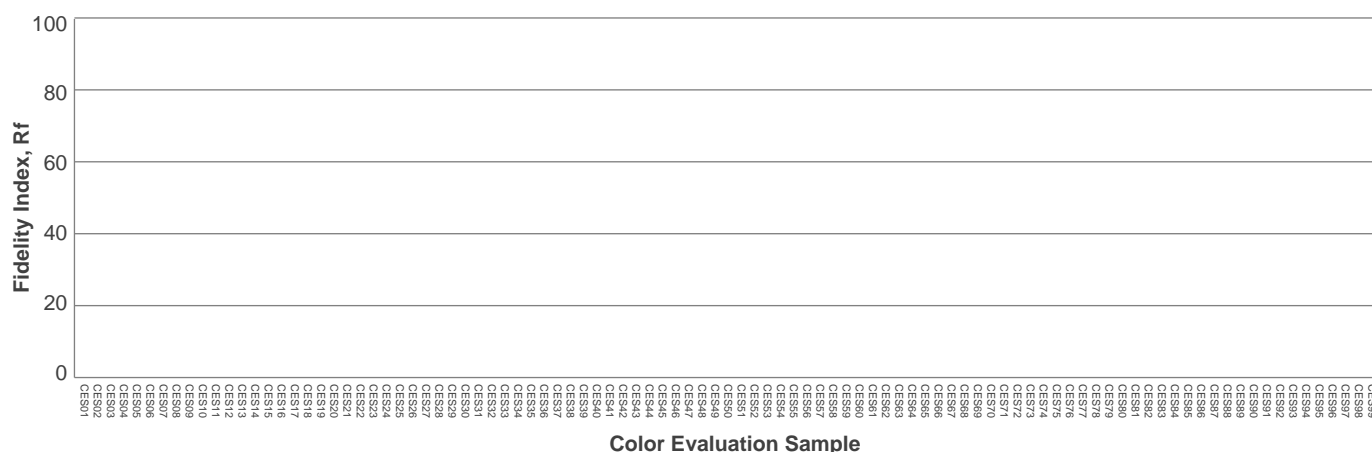

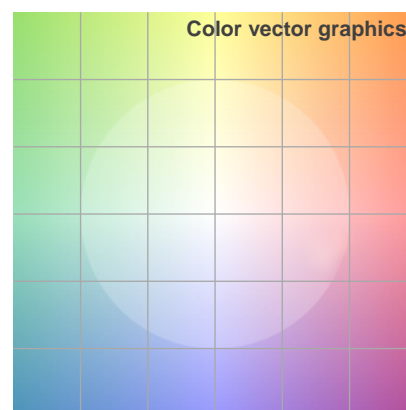
**Rf 0.0**

Fidelity index Rf

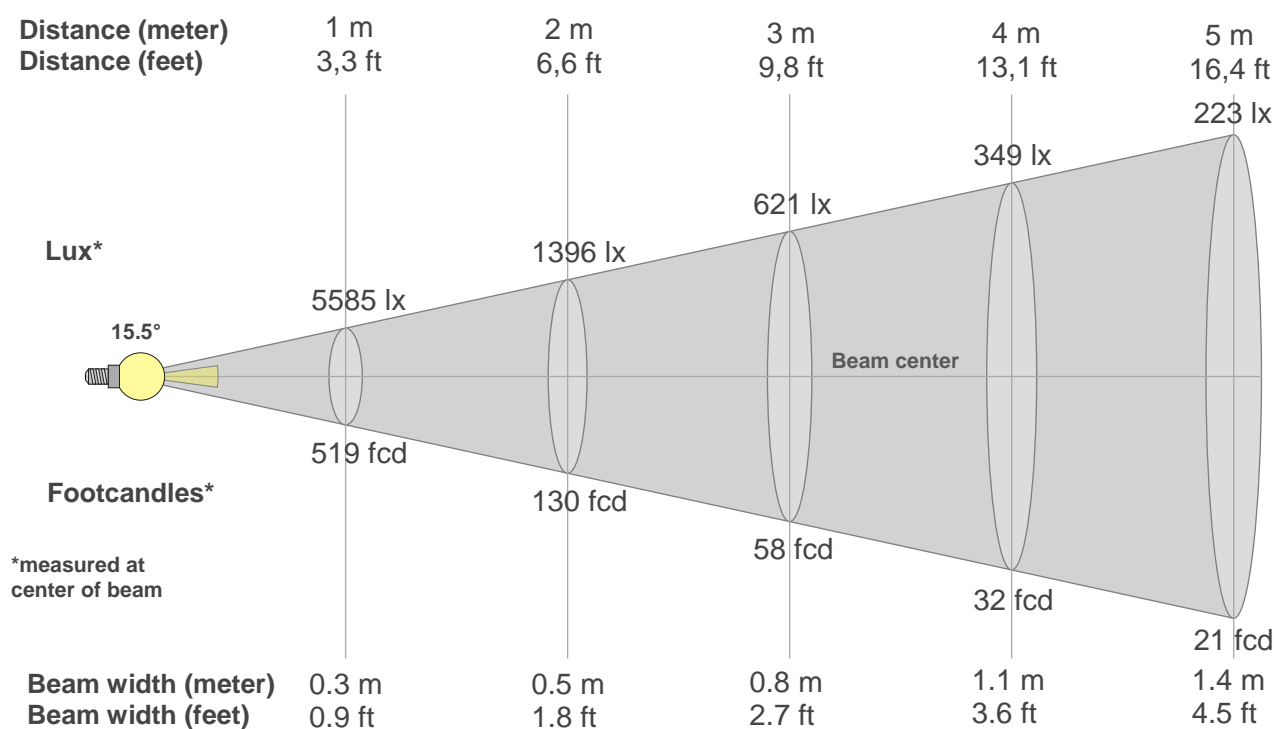
**Rg 0.0**

Gamut index Rg

Hue Bin	R <sub>i</sub>	Shifts (%)	
		Chroma	Hue
1	0	0%	0%
2	0	0%	0%
3	0	0%	0%
4	0	0%	0%
5	0	0%	0%
6	0	0%	0%
7	0	0%	0%
8	0	0%	0%
9	0	0%	0%
10	0	0%	0%
11	0	0%	0%
12	0	0%	0%
13	0	0%	0%
14	0	0%	0%
15	0	0%	0%
16	0	0%	0%



## Beam details



### Beam intensities from 1-20m

1m	2m	3m	4m	5m	6m	7m	8m	9m	10m	11m	12m	13m	14m	15m	16m	17m	18m	19m	20m
3.3ft	6.6ft	9.8ft	13.1ft	16.4ft	19.7ft	23ft	26.2ft	29.5ft	32.8ft	36.1ft	39.4ft	42.7ft	45.9ft	49.2ft	52.5ft	55.8ft	59.1ft	62.3ft	65.6ft
5585lx	1396lx	621lx	349lx	223lx	155lx	114lx	87lx	69lx	56lx	46lx	39lx	33lx	28lx	25lx	22lx	19lx	17lx	15lx	14lx
518.9fc	129.7fc	57.7fcd	32.4fcd	20.8fcd	14.4fcd	10.6fcd	8.1fcd	6.4fcd	5.2fcd	4.3fcd	3.6fcd	3.1fcd	2.6fcd	2.3fcd	2fcd	1.8fcd	1.6fcd	1.4fcd	1.3fcd

### Intensities in 0° c-plane

0°	1°	2°	3°	4°	5°	6°	7°	8°	9°	10°	11°	12°	13°	14°	15°	16°	17°	18°	19°
5585	5698	5895	6098	5741	5174	4452	3635	2847	2111	1435	841	394	119	5	1	0	0	0	0
100%	102%	106%	109%	103%	93%	80%	65%	51%	38%	26%	15%	7%	2%	0%	0%	0%	0%	0%	0%

### Intensities in 90° c-plane

0°	1°	2°	3°	4°	5°	6°	7°	8°	9°	10°	11°	12°	13°	14°	15°	16°	17°	18°	19°
5585	5698	5895	6098	5741	5174	4452	3635	2847	2111	1435	841	394	119	5	1	0	0	0	0
100%	102%	106%	109%	103%	93%	80%	65%	51%	38%	26%	15%	7%	2%	0%	0%	0%	0%	0%	0%

### Intensities in 180° c-plane

0°	1°	2°	3°	4°	5°	6°	7°	8°	9°	10°	11°	12°	13°	14°	15°	16°	17°	18°	19°
5585	5666	5713	5732	5631	5193	4455	3655	2841	2037	1380	846	432	132	26	0	0	0	0	0
100%	101%	102%	103%	101%	93%	80%	65%	51%	36%	25%	15%	8%	2%	0%	0%	0%	0%	0%	0%

### Intensities in 270° c-plane


0°	1°	2°	3°	4°	5°	6°	7°	8°	9°	10°	11°	12°	13°	14°	15°	16°	17°	18°	19°
5585	5666	5713	5732	5631	5193	4455	3655	2841	2037	1380	846	432	132	26	0	0	0	0	0
100%	101%	102%	103%	101%	93%	80%	65%	51%	36%	25%	15%	8%	2%	0%	0%	0%	0%	0%	0%

Beam angle 50%	Field angle 10%	Cutoff angle 2,5%	Intensity ratio in 120° cone	Intensity ratio in 90° cone
15.5°	23°	25.7°	100.0%	100.0%

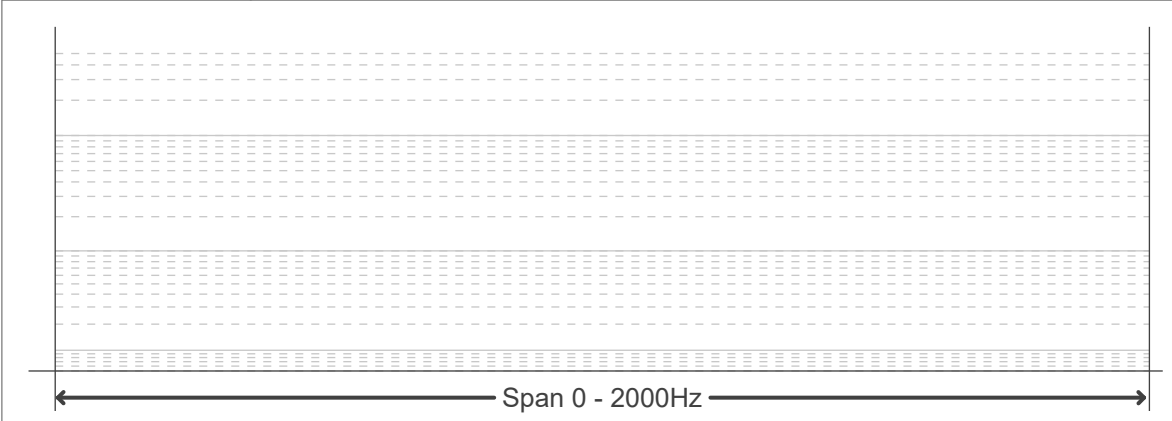
Flicker curve (complete sampled flicker signal)



Flicker frame (frame of one flicker period)



Flicker FFT (frequency scope of flicker curve)



Flicker results:

Flicker frequency:		n/a Hz	
Flicker index:	n/a	JA8/10 40Hz	n/a %
Flicker percentage:	n/a %	JA8/10 90Hz	n/a %
SVM: (Visual flicker)	n/a	JA8/10 200Hz	n/a %
PstLM	n/a	JA8/10 400Hz	n/a %
Mp	n/a	JA8/10 1000Hz	n/a %

Flicker conditions:

Sample rate:	n/a samples/second
--------------	--------------------